



Greenfield Environmental Multistate Trust LLC,
Trustee of the Multistate Environmental Response Trust
By Greenfield Environmental Trust Group, Inc., Member
P.O. Box 1189 Helena, Montana 59624
Telephone: (406)457-2142
Email: jr@g-etg.com

May 29, 2023

By Electronic Mail

Abigail Ryan
Texas Commission on Environmental Quality

Barbara Watson
Texas Commission on Environmental Quality

Jerry Wick
Texas Commission on Environmental Quality

Kelly Peavler
Texas Commission on Environmental Quality

Mark Stuebner
Texas Commission on Environmental Quality

Subject: Fourth Quarter/Annual 2022 Financial Statements

Greenfield Environmental Multistate Trust, LLC, Trustee of the Multistate Environmental Response Trust (the Multistate Trust), hereby submits the attached financial statements for the Multistate Trust - Former Tronox Site in Texarkana, Texas to the beneficiaries.

The attached financial statements cover the years ended December 31, 2022 and 2021, and are submitted pursuant to the Multistate Trust's obligations under ¶6.1 of the Environmental Response Trust Agreement.

Please do not hesitate to contact me or Cindy Brooks with any questions pertaining to the attached.

Sincerely,

Greenfield Environmental Multistate Trust, LLC
Trustee of the Multistate Environmental Response Trust
By: Greenfield Environmental Trust Group, Inc., Member

A handwritten signature in blue ink that reads 'Jen Roberts, CPA'. The signature is written over a horizontal line.

Name: Jennifer Roberts, CPA
Title: Director of Financial Affairs

Enclosure

cc: Cynthia Brooks



Accountant's Compilation Report

To the Trustees and Beneficiaries
Greenfield Environmental Multistate Trust Group LLC
Trustee for the Multistate Environmental Response Trust (Multistate Trust)

Site: Former Tronox Site in Texarkana, Texas

The Trustees are responsible for the accompanying special purpose financial statements of the Multistate Trust Site, which comprise the statements of net trust assets as of December 31, 2022 and 2021, and the related statements of changes in net trust assets for the years ended December 31, 2022 and 2021, and for determining that the special purpose basis of accounting is an acceptable financial reporting framework. We have performed a compilation engagement in accordance with *Statements on Standards for Accounting and Review Services* promulgated by the Accounting and Review Services Committee of the AICPA. We did not audit or review the financial statements nor were we required to perform any procedures to verify the accuracy or completeness of the information provided by the trustees. Accordingly, we do not express an opinion, a conclusion, nor provide any form of assurance on these financial statements.

The financial statements are prepared in accordance with the special purpose basis of accounting in accordance with the requirements of the Trust's obligations under ¶6.1 of the Environmental Response Trust Agreement, which is a basis of accounting other than accounting principles generally accepted in the United States.

Management has elected to omit substantially all the disclosures ordinarily included in financial statements prepared in accordance with the prescribed format basis of accounting. If the omitted disclosures were included in the financial statements, they might influence the user's conclusions about the Trust's assets, liabilities, net trust assets, additions, and deductions. Accordingly, the financial statements are not designed for those who are not informed about such matters.

Supplementary Information

The Schedules of Budget to Actual, the Quarterly Investment Presentation and the 11 Year Activity Summary Report supplementary information is presented for purposes of additional analysis and is not a required part of the special purpose financial statements. This information is the representation of the trustees. The information was subject to our compilation engagements; however, we have not audited or reviewed the supplementary information and, accordingly, do not express an opinion, a conclusion, nor provide any form of assurance on such supplementary information.

We are not independent with respect to Multistate Environmental Response Trust.

Wipfli LLP

May 19, 2023
Helena, MT

Multistate Environmental Response Trust
Former Tronox Site in Texarkana, Texas - Environmental Cost Account (ECA)
Statements of Net Trust Assets
As of December 31, 2022 and 2021

	<u>December 31, 2022</u>	<u>December 31, 2021</u>
Assets		
Cash	\$ 178,693.98	\$ 224,307.19
Investments	18,169,411.64	19,089,348.02
Total Assets	<u>\$ 18,348,105.62</u>	<u>\$ 19,313,655.21</u>
Liabilities		
Accounts Payable	\$ 374,181.01	\$ 134,479.33
Due to Other Funds	584.68	478.62
Total Liabilities	<u>374,765.69</u>	<u>134,957.95</u>
Net Trust Assets, Texarkana ECA	17,973,339.93	19,178,697.26
Total Liabilities & Net Trust Assets	<u>\$ 18,348,105.62</u>	<u>\$ 19,313,655.21</u>

Statements of Changes in Net Trust Assets
For the Years Ended December 31, 2022 and 2021

	<u>Year Ended December 31, 2022</u>	<u>Year Ended December 31, 2021</u>
Deductions from Net Trust Assets:		
A - Regulatory Compliance/ O&M	\$ 430,748.29	\$ 398,751.24
C - New Environmental Actions	512,623.89	222,070.51
D - Technical Team/Management	140,658.04	150,890.18
E - Project Fees & Expenses	4,803.75	9,000.50
F - Regulator Oversight Costs	-	-
G - Legal & Accounting Costs	39,856.55	42,290.25
Total Deductions from Net Trust Assets	<u>1,128,690.52</u>	<u>823,002.68</u>
Additions to Net Trust Assets:		
Investment income, net of expenses	127,355.62	47,944.87
Unrealized gain (loss) on investments	(204,022.43)	(104,133.99)
Total Additions to Net Trust Assets	<u>(76,666.81)</u>	<u>(56,189.12)</u>
Change in Net Trust Assets	(1,205,357.33)	(879,191.80)
Net Trust Assets, Texarkana ECA Beginning	19,178,697.26	20,057,889.06
Net Trust Assets, Texarkana ECA Ending	<u>\$ 17,973,339.93</u>	<u>\$ 19,178,697.26</u>
Anadarko Settlement Funding, 2015 & 2016		\$ 22,657,150.70
Original Amount Funded, 2011		\$ 2,537,176.00

Multistate Environmental Response Trust
Former Tronox Site in Texarkana, Texas - Environmental Cost Account (ECA)
Schedule of Budget to Actual

	<u>Quarter Ended</u> <u>December 31, 2022</u>	<u>Year Ended</u> <u>December 31, 2022</u>	<u>Annual Budget</u>	<u>Variance</u>	<u>% of</u> <u>Budget</u>
Deductions from Net Trust Assets:					
A - Regulatory Compliance/ O&M	\$ 108,309.11	\$ 430,748.29	\$ 672,050.00	\$ (241,301.71)	64.1%
C - New Environmental Actions	347,267.19	512,623.89	1,272,000.00	(759,376.11)	40.3%
D - Technical Team/Management	36,137.80	140,658.04	219,000.00	(78,341.96)	64.2%
E - Project Fees & Expenses	1,102.50	4,803.75	23,000.00	(18,196.25)	20.9%
F - Regulator Oversight Costs	-	-	-	-	0.0%
G - Legal & Accounting Costs	<u>9,997.33</u>	<u>39,856.55</u>	<u>108,000.00</u>	<u>(68,143.45)</u>	<u>36.9%</u>
Total Deductions from Net Trust Assets	502,813.93	1,128,690.52	2,294,050.00	(1,165,359.48)	49.2%
Additions to Net Trust Assets:					
Investment income, net of expenses	64,344.47	127,355.62	-	127,355.62	
Unrealized gain (loss) on investments	<u>79,251.87</u>	<u>(204,022.43)</u>	-	<u>(204,022.43)</u>	
Total Additions to Net Trust Assets	143,596.34	<u>(76,666.81)</u>	-	<u>(76,666.81)</u>	
Change in Net Trust Assets	<u>\$ (359,217.59)</u>	<u>\$ (1,205,357.33)</u>	<u>\$ (2,294,050.00)</u>	<u>\$ 1,088,692.67</u>	

Multistate Environmental Response Trust
Former Tronox Site in Texarkana, Texas - Environmental Cost Account (ECA)
Schedule of Budget to Actual

	Year Ended December 31, 2021	Annual Budget	Variance	% of Budget
Deductions from Net Trust Assets:				
A - Regulatory Compliance/ O&M	\$ 398,751.24	\$ 748,050.00	\$ (349,298.76)	53.3%
C - New Environmental Actions	222,070.51	507,000.00	(284,929.49)	43.8%
D - Technical Team/Management	150,890.18	191,000.00	(40,109.82)	79.0%
E - Project Fees & Expenses	9,000.50	25,000.00	(15,999.50)	36.0%
F - Regulator Oversight Costs	-	10,000.00	(10,000.00)	0.0%
G - Legal & Accounting Costs	42,290.25	87,000.00	(44,709.75)	48.6%
Total Deductions from Net Trust Assets	<u>823,002.68</u>	<u>1,568,050.00</u>	<u>(745,047.32)</u>	<u>52.5%</u>
Additions to Net Trust Assets:				
Investment income, net of expenses	47,944.87	-	47,944.87	
Unrealized gain (loss) on investments	(104,133.99)	-	(104,133.99)	
Total Additions to Net Trust Assets	<u>(56,189.12)</u>	<u>-</u>	<u>(56,189.12)</u>	
Change in Net Trust Assets	<u>\$ (879,191.80)</u>	<u>\$ (1,568,050.00)</u>	<u>\$ 688,858.20</u>	

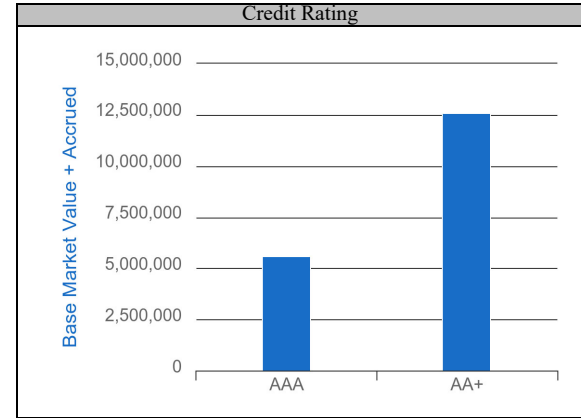
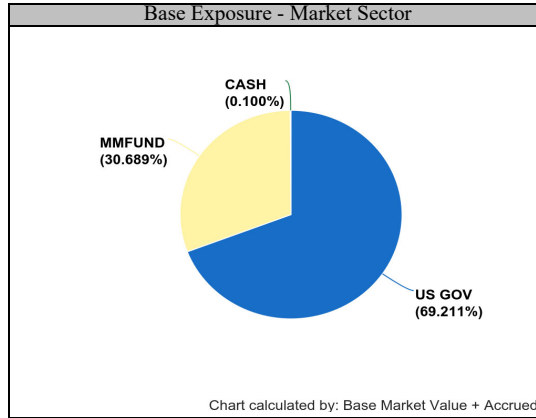
See Accountant's Compilation Report

[Table of Contents](#)

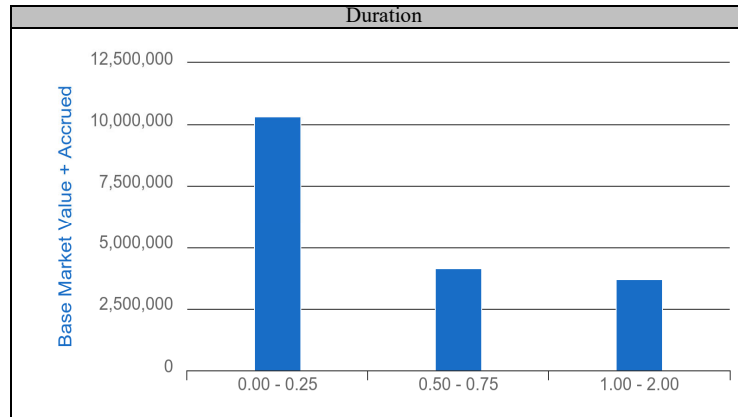
Report:
Account:
Date:

Quarterly Presentation
MS-Texarkana-AGG
10/01/2022 - 12/31/2022

Cash and Fixed Income Summary	
Risk Metric	Market Value
Cash	18,108
Treasury MMFund	5,575,999
Fixed Income	12,575,304
Total Portfolio	\$ 18,169,412
Duration	0.408
Years to Final Maturity	0.42
Yield	4.228
Avg Credit Rating	AA+/Aa1/AA+
Total Interest Income	\$ 66,019



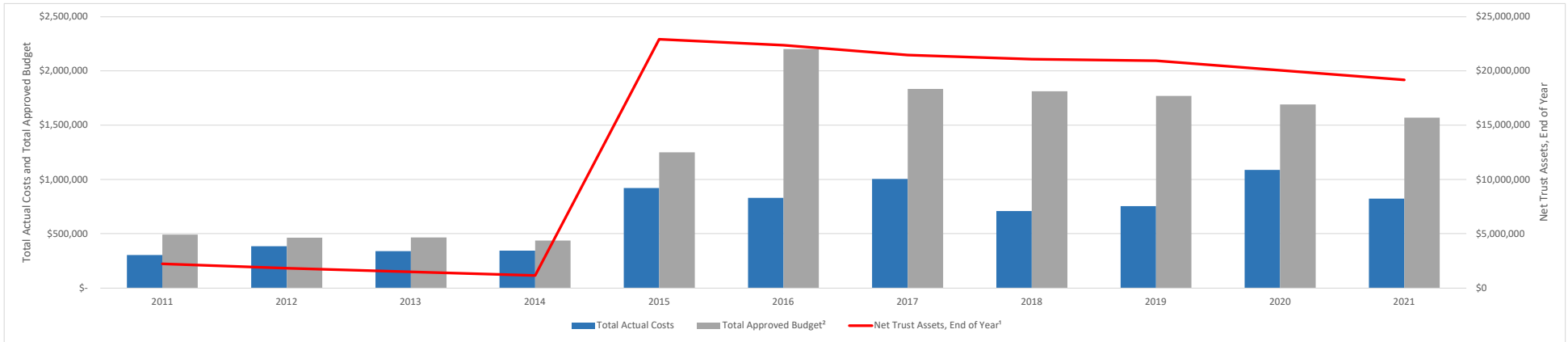
Issuer Concentration	
Issuer Concentration	Market Value
United States Treasury	69.2%
Treasury MMFund	30.7%
Cash	0.1%
Total Portfolio	100.0%



Compliance Overview	
Status	Compliant
As of	12/31/2022

1: * Grouped by: Issuer Concentration
2: * Groups Sorted by: % of Base Market Value + Accrued

**Former Tronox Site in Texarkana, Texas - Environmental Cost Account (ECA)
11 Year Activity Summary
(2011 to 2021)**



Summary of Activity																									
		2011	2012	2013	2014	2015	2016	2017	2018	2019	2020	2021	Total	Cost Center Detail											
		2011		2012		2013		2014		2015		2016		2017		2018		2019		2020		2021		TOTAL	
		Actual Costs	Approved Budget	Actual Costs	Approved Budget	Actual Costs	Approved Budget	Actual Costs	Approved Budget	Actual Costs	Approved Budget	Actual Costs	Approved Budget	Actual Costs	Approved Budget	Actual Costs	Approved Budget	Actual Costs	Approved Budget	Actual Costs	Approved Budget	Actual Costs	Approved Budget	Actual Costs	Approved Budget
Initial and Anadarko Funding (Distributions)		\$2,537,176	\$0	\$0	\$0	\$0	\$0	\$22,633,611	\$23,540	\$0	\$0	\$0	\$0	\$0	\$0	\$0	\$0	\$0	\$0	\$0	\$0	\$0	\$0	\$0	\$25,194,327
Net Investment and Other Income (Loss)		\$262	\$231	(\$83)	\$9,911	\$41,331	\$244,722	\$110,129	\$319,041	\$602,379	\$218,223	(\$56,189)	\$1,489,956												
Total Actual Costs		\$305,390	\$386,842	\$341,190	\$346,485	\$921,217	\$829,513	\$1,003,388	\$709,225	\$752,385	\$1,086,949	\$823,003	\$7,505,586												
Net Trust Assets, End of Year¹		\$2,232,048	\$1,845,437	\$1,504,164	\$1,167,591	\$22,921,315	\$22,360,064	\$21,466,805	\$21,076,622	\$20,926,615	\$20,057,889	\$19,178,697	\$19,178,697												
Total Approved Budget²		\$492,310	\$465,300	\$467,700	\$438,700	\$1,249,100	\$2,200,000	\$1,833,000	\$1,811,000	\$1,770,000	\$1,691,000	\$1,568,050	\$13,986,160												
Line Item Cost Centers																									
		2011		2012		2013		2014		2015		2016		2017		2018		2019		2020		2021		TOTAL	
		Actual Costs	Approved Budget	Actual Costs	Approved Budget	Actual Costs	Approved Budget	Actual Costs	Approved Budget	Actual Costs	Approved Budget	Actual Costs	Approved Budget	Actual Costs	Approved Budget	Actual Costs	Approved Budget	Actual Costs	Approved Budget	Actual Costs	Approved Budget	Actual Costs	Approved Budget	Actual Costs	Approved Budget
A - Regulatory Compliance/O&M		\$268,554	\$354,810	\$341,709	\$405,500	\$299,165	\$404,700	\$312,252	\$375,700	\$347,676	\$404,100	\$632,079	\$1,292,000	\$363,796	\$762,000	\$430,135	\$756,000	\$400,596	\$731,000	\$631,921	\$789,000	\$398,751	\$748,050	\$4,426,636	\$7,022,860
C - New Environmental Actions		\$0	\$20,000	\$11,115	\$11,200	\$0	\$18,000	\$0	\$0	\$478,393	\$625,000	\$51,291	\$684,000	\$522,097	\$836,000	\$171,432	\$814,000	\$233,327	\$763,000	\$265,125	\$603,000	\$222,071	\$507,000	\$1,954,852	\$4,881,200
D - Technical Team/Project Management		\$22,649	\$72,500	\$25,461	\$33,600	\$0	\$0	\$32,229	\$38,000	\$86,433	\$190,000	\$105,717	\$155,000	\$90,545	\$160,000	\$80,698	\$165,000	\$87,822	\$178,000	\$143,708	\$185,000	\$150,890	\$191,000	\$826,153	\$1,368,100
E - Trustee Fees		\$10,909	\$25,000	\$8,556	\$10,000	\$42,025	\$43,000	\$2,004	\$15,000	\$4,550	\$25,000	\$21,644	\$40,000	\$9,588	\$40,000	\$9,956	\$40,000	\$6,851	\$40,000	\$2,152	\$21,000	\$9,001	\$25,000	\$127,234	\$324,000
F - Regulator Oversight Costs		\$0	\$20,000	\$0	\$0	\$0	\$0	\$0	\$0	\$0	\$0	\$0	\$10,000	\$0	\$10,000	\$0	\$10,000	\$0	\$10,000	\$0	\$10,000	\$0	\$10,000	\$0	\$80,000
G - Legal and Accounting Fees		\$3,278	\$0	\$0	\$5,000	\$0	\$0	\$0	\$10,000	\$4,165	\$5,000	\$18,781	\$19,000	\$17,361	\$25,000	\$17,004	\$26,000	\$23,789	\$48,000	\$44,043	\$83,000	\$42,290	\$87,000	\$170,711	\$310,000
Total		\$305,390	\$492,310	\$386,842	\$465,300	\$341,190	\$467,700	\$346,485	\$438,700	\$921,217	\$1,249,100	\$829,513	\$2,200,000	\$1,003,388	\$1,833,000	\$709,225	\$1,811,000	\$752,385	\$1,770,000	\$1,086,949	\$1,691,000	\$823,003	\$1,568,050	\$7,505,586	\$13,986,160

¹Net Trust Assets, End of Year for 2011 = Initial and Anadarko Funding (Distributions) + Net Investment and Other Income (Loss) - Total Actual Costs. Net Trust Assets, End of Year for 2012 through 2021 = prior year Net Trust Assets, End of Year + Initial and Anadarko Funding (Distributions) + Net Investment and Other Income (Loss) - Total Actual Costs.
²Total Approved Budget is presented for informational purposes only.