



Greenfield Environmental Multistate Trust LLC,  
Trustee of the Multistate Environmental Response Trust  
By Greenfield Environmental Trust Group, Inc., Member  
P.O. Box 1189 Helena, Montana 59624  
Telephone: (406)457-2142  
Email: [jr@g-etg.com](mailto:jr@g-etg.com)

May 29, 2023

**By Electronic Mail**

Amy Brittain Oklahoma Department of Environmental Quality	Jon Reid Oklahoma Department of Environmental Quality
Pam Dizikes Oklahoma Department of Environmental Quality	John Mitsdarfer Oklahoma Department of Environmental Quality

**Subject: Fourth Quarter/Annual 2022 Financial Statements**

Greenfield Environmental Multistate Trust, LLC, Trustee of the Multistate Environmental Response Trust (the Multistate Trust), hereby submits the attached financial statements for the Multistate Trust - Former Tronox Site in Cleveland, Oklahoma to the beneficiaries.

The attached financial statements cover the years ended December 31, 2022 and 2021, and are submitted pursuant to the Multistate Trust's obligations under ¶6.1 of the Environmental Response Trust Agreement.

Please do not hesitate to contact me or Cindy Brooks with any questions pertaining to the attached.

Sincerely,

Greenfield Environmental Multistate Trust, LLC  
Trustee of the Multistate Environmental Response Trust  
By: Greenfield Environmental Trust Group, Inc., Member

A handwritten signature in blue ink that reads 'Jen Roberts, CPA'. Below the signature is a horizontal line.

Name: Jennifer Roberts, CPA  
Title: Director of Financial Affairs

Enclosure

cc: Cynthia Brooks



## Accountant's Compilation Report

To the Trustees and Beneficiaries  
Greenfield Environmental Multistate Trust Group LLC  
Trustee for the Multistate Environmental Response Trust (Multistate Trust)

Site: Former Tronox Site in Cleveland, Oklahoma

The Trustees are responsible for the accompanying special purpose financial statements of the Multistate Trust Site, which comprise the statements of net trust assets as of December 31, 2022 and 2021, and the related statements of changes in net trust assets for the years ended December 31, 2022 and 2021, and for determining that the special purpose basis of accounting is an acceptable financial reporting framework. We have performed a compilation engagement in accordance with *Statements on Standards for Accounting and Review Services* promulgated by the Accounting and Review Services Committee of the AICPA. We did not audit or review the financial statements nor were we required to perform any procedures to verify the accuracy or completeness of the information provided by the trustees. Accordingly, we do not express an opinion, a conclusion, nor provide any form of assurance on these financial statements.

The financial statements are prepared in accordance with the special purpose basis of accounting in accordance with the requirements of the Trust's obligations under ¶6.1 of the Environmental Response Trust Agreement, which is a basis of accounting other than accounting principles generally accepted in the United States.

Management has elected to omit substantially all the disclosures ordinarily included in financial statements prepared in accordance with the prescribed format basis of accounting. If the omitted disclosures were included in the financial statements, they might influence the user's conclusions about the Trust's assets, liabilities, net trust assets, additions, and deductions. Accordingly, the financial statements are not designed for those who are not informed about such matters.

### Supplementary Information

The Schedules of Budget to Actual, the Quarterly Investment Presentation and the 11 Year Activity Summary Report supplementary information is presented for purposes of additional analysis and is not a required part of the special purpose financial statements. This information is the representation of the trustees. The information was subject to our compilation engagements; however, we have not audited or reviewed the supplementary information and, accordingly, do not express an opinion, a conclusion, nor provide any form of assurance on such supplementary information.

We are not independent with respect to Multistate Environmental Response Trust.

Wipfli LLP

May 19, 2023  
Helena, MT

**Multistate Environmental Response Trust**  
**Former Tronox Site in Cleveland, Oklahoma - Environmental Cost Account (ECA)**  
**Statements of Net Trust Assets**  
**As of December 31, 2022 and 2021**

	<u>December 31, 2022</u>	<u>December 31, 2021</u>
<b>Assets</b>		
Cash	\$ 202,031.80	\$ 253,466.32
Investments	49,282,841.83	49,827,904.68
Total Assets	<u>\$ 49,484,873.63</u>	<u>\$ 50,081,371.00</u>
<b>Liabilities</b>		
Accounts Payable	\$ 159,189.71	\$ 102,641.68
Due to Other Funds	308.10	-
Total Liabilities	<u>159,497.81</u>	<u>102,641.68</u>
Net Trust Assets, Cleveland ECA	49,325,375.82	49,978,729.32
Total Liabilities & Net Trust Assets	<u>\$ 49,484,873.63</u>	<u>\$ 50,081,371.00</u>

**Statements of Changes in Net Trust Assets**  
**For the Years Ended December 31, 2022 and 2021**

	<u>Year Ended December 31, 2022</u>	<u>Year Ended December 31, 2021</u>
<b>Deductions from Net Trust Assets:</b>		
A - Regulatory Compliance/ O&M	\$ 155,889.57	\$ 129,111.23
C - New Environmental Actions	87,902.98	19,438.79
D - Technical Team/Management	72,765.31	25,947.71
E - Project Fees & Expenses	3,307.50	419.75
F - Regulator Oversight Costs	13,707.53	8,412.54
G - Legal & Accounting Costs	15,287.99	10,109.75
Total Deductions from Net Trust Assets	<u>348,860.88</u>	<u>193,439.77</u>
<b>Additions to Net Trust Assets:</b>		
Investment income, net of expenses	398,757.75	163,290.94
Unrealized gain (loss) on investments	<u>(703,250.37)</u>	<u>(300,004.06)</u>
Total Additions to Net Trust Assets	<u>(304,492.62)</u>	<u>(136,713.12)</u>
Change in Net Trust Assets	(653,353.50)	(330,152.89)
Net Trust Assets, Cleveland ECA Beginning	49,978,729.32	50,308,882.21
Net Trust Assets, Cleveland ECA Ending	<u>\$ 49,325,375.82</u>	<u>\$ 49,978,729.32</u>
Anadarko Settlement Funding, 2015 & 2016		\$ 45,314,301.39
Original Amount Funded, 2011		\$ 8,036,586.00

**Former Tronox Site in Cleveland, Oklahoma - Environmental Cost Account (ECA)**  
**Schedule of Budget to Actual**

	<u>Quarter Ended</u> <u>December 31, 2022</u>	<u>Year Ended</u> <u>December 31, 2022</u>	<u>Annual Budget<sup>1</sup></u>	<u>Variance</u>	<u>% of</u> <u>Budget</u>
Deductions from Net Trust Assets:					
A - Regulatory Compliance/ O&M	\$ 64,969.25	\$ 155,889.57	\$ 227,900.00	\$ (72,010.43)	68.4%
C - New Environmental Actions	56,286.33	87,902.98	2,181,000.00	(2,093,097.02)	4.0%
D - Technical Team/Management	14,588.16	72,765.31	131,000.00	(58,234.69)	55.5%
E - Project Fees & Expenses	-	3,307.50	10,000.00	(6,692.50)	33.1%
F - Regulator Oversight Costs	-	13,707.53	40,000.00	(26,292.47)	34.3%
G - Legal & Accounting Costs	4,532.74	15,287.99	33,000.00	(17,712.01)	46.3%
Total Deductions from Net Trust Assets	<u>140,376.48</u>	<u>348,860.88</u>	<u>2,622,900.00</u>	<u>(2,274,039.12)</u>	<u>13.3%</u>
Additions to Net Trust Assets:					
Investment income, net of expenses	179,598.38	398,757.75	-	398,757.75	
Unrealized gain (loss) on investments	196,671.15	(703,250.37)	-	(703,250.37)	
Total Additions to Net Trust Assets	<u>376,269.53</u>	<u>(304,492.62)</u>	<u>-</u>	<u>(304,492.62)</u>	
Change in Net Trust Assets	<u>\$ 235,893.05</u>	<u>\$ (653,353.50)</u>	<u>\$ (2,622,900.00)</u>	<u>\$ 1,969,546.50</u>	

<sup>1</sup>On December 2, 2022, a 12/31/2022 1st budget amendment was approved to increase Cost Center C - New Environmental Actions by \$1,620,000.

**Multistate Environmental Response Trust**  
**Former Tronox Site in Cleveland, Oklahoma - Environmental Cost Account (ECA)**  
**Schedule of Budget to Actual**

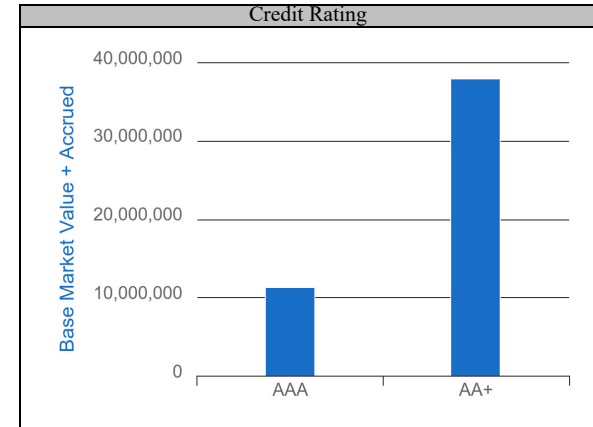
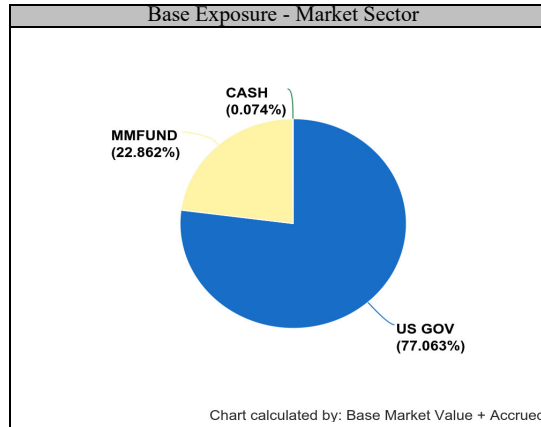
	<b>Year Ended December 31, 2021</b>	<b>Annual Budget</b>	<b>Variance</b>	<b>% of Budget</b>
<b>Deductions from Net Trust Assets:</b>				
A - Regulatory Compliance/ O&M	\$ 129,111.23	\$ 183,500.00	\$ (54,388.77)	70.4%
C - New Environmental Actions	19,438.79	492,000.00	(472,561.21)	4.0%
D - Technical Team/Management	25,947.71	128,000.00	(102,052.29)	20.3%
E - Project Fees & Expenses	419.75	17,000.00	(16,580.25)	2.5%
F - Regulator Oversight Costs	8,412.54	40,000.00	(31,587.46)	21.0%
G - Legal & Accounting Costs	10,109.75	34,000.00	(23,890.25)	29.7%
Total Deductions from Net Trust Assets	<u>193,439.77</u>	<u>894,500.00</u>	<u>(701,060.23)</u>	<u>21.6%</u>
<b>Additions to Net Trust Assets:</b>				
Investment income, net of expenses	163,290.94	-	163,290.94	
Unrealized gain (loss) on investments	(300,004.06)	-	(300,004.06)	
Total Additions to Net Trust Assets	<u>(136,713.12)</u>	<u>-</u>	<u>(136,713.12)</u>	
Change in Net Trust Assets	<u>\$ (330,152.89)</u>	<u>\$ (894,500.00)</u>	<u>\$ 564,347.11</u>	

[Table of Contents](#)

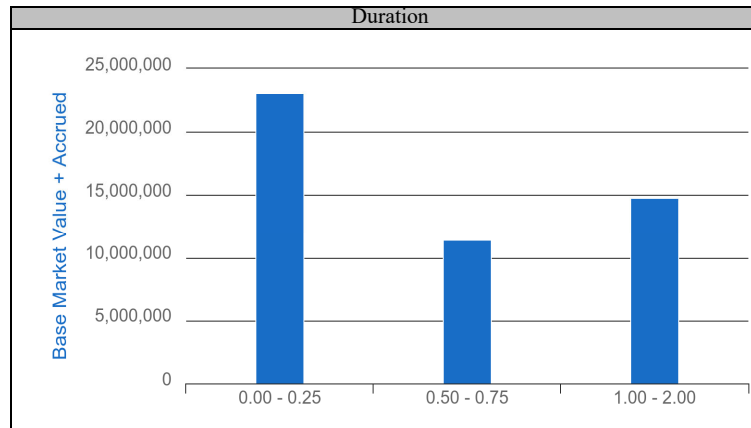
Report:  
Account:  
Date:

Quarterly Presentation  
MS-Cleveland-AGG  
10/01/2022 - 12/31/2022

Cash and Fixed Income Summary	
Risk Metric	Market Value
Cash	36,643
Treasury MMFund	11,267,166
Fixed Income	37,979,033
<b>Total Portfolio</b>	<b>\$ 49,282,842</b>
Duration	0.556
Years to Final Maturity	0.575
Yield	4.298
Avg Credit Rating	AA+/Aa1/AA+
<b>Total Interest Income</b>	<b>\$ 184,482</b>



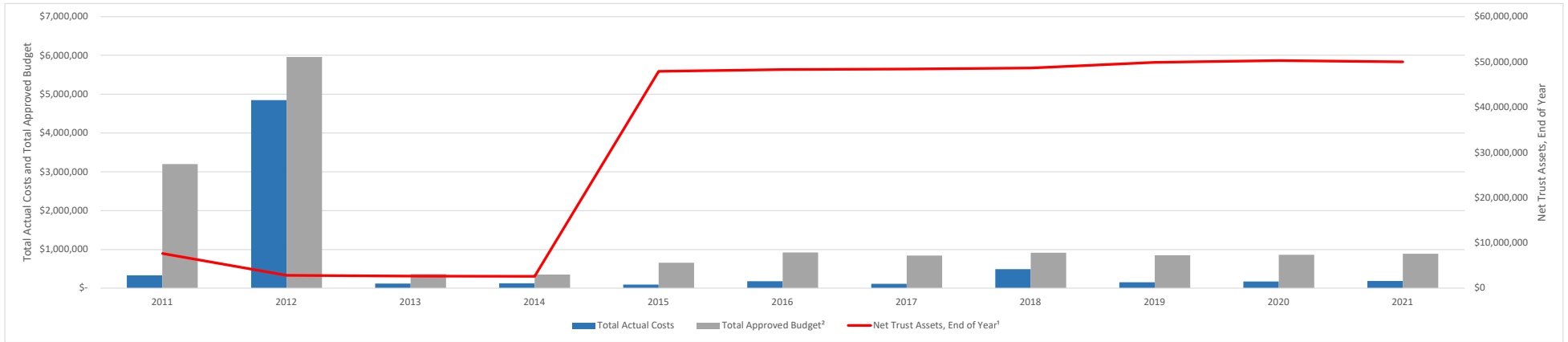
Issuer Concentration	
Issuer Concentration	Market Value
United States Treasury	77.1%
Treasury MMFund	22.9%
Cash	0.1%
<b>Total Portfolio</b>	<b>100.0%</b>



Compliance Overview	
Status	Compliant
As of	12/31/2022

1: \* Grouped by: Issuer Concentration  
2: \* Groups Sorted by: % of Base Market Value + Accrued

**Former Tronox Site in Cleveland, Oklahoma - Environmental Cost Account (ECA)  
11 Year Activity Summary  
(2011 to 2021)**



Summary of Activity																							
		2011	2012	2013	2014	2015	2016	2017	2018	2019	2020	2021	Total										
<b>Initial and Anadarko Funding (Distributions)</b>		\$8,036,586	\$0	\$0	\$0	\$45,267,221	\$47,080	\$0	\$0	\$0	\$0	\$0	\$53,350,887										
<b>Net Investment and Other Income (Loss)</b>		\$1,004	\$650	(\$117)	\$19,864	\$94,346	\$529,690	\$231,773	\$728,282	\$1,422,199	\$603,487	(\$136,713)	\$3,494,464										
<b>Total Actual Costs</b>		\$337,690	\$4,845,565	\$126,653	\$128,675	\$95,794	\$185,906	\$118,851	\$497,559	\$158,595	\$177,895	\$193,440	\$6,866,622										
<b>Net Trust Assets, End of Year<sup>1</sup></b>		\$7,699,900	\$2,854,985	\$2,728,215	\$2,619,404	\$47,885,177	\$48,276,041	\$48,388,963	\$48,619,686	\$49,883,290	\$50,308,882	\$49,978,729	\$49,978,729										
<b>Total Approved Budget<sup>2</sup></b>		\$3,198,700	\$5,953,900	\$369,200	\$355,500	\$662,400	\$927,000	\$847,900	\$920,400	\$853,400	\$863,000	\$894,500	\$15,845,900										

Cost Center Detail																								
Line Item Cost Centers	2011		2012		2013		2014		2015		2016		2017		2018		2019		2020		2021		TOTAL	
	Actual Costs	Approved Budget	Actual Costs	Approved Budget	Actual Costs	Approved Budget	Actual Costs	Approved Budget	Actual Costs	Approved Budget	Actual Costs	Approved Budget	Actual Costs	Approved Budget	Actual Costs	Approved Budget	Actual Costs	Approved Budget	Actual Costs	Approved Budget	Actual Costs	Approved Budget	Actual Costs	Approved Budget
A - Regulatory Compliance/O&M	\$176,302	\$242,200	\$178,481	\$194,900	\$95,737	\$139,200	\$66,583	\$125,500	\$69,289	\$101,900	\$68,054	\$103,000	\$65,614	\$102,900	\$92,400	\$153,400	\$90,264	\$164,400	\$86,772	\$173,000	\$129,111	\$183,500	\$1,118,610	\$1,683,900
C - New Environmental Actions	\$42,638	\$2,718,300	\$4,585,359	\$5,610,000	\$0	\$125,000	\$38,017	\$125,000	\$0	\$399,500	\$52,316	\$645,000	\$8,307	\$547,000	\$357,535	\$558,000	\$17,886	\$477,000	\$38,563	\$487,000	\$19,439	\$492,000	\$5,160,060	\$12,183,800
D - Technical Team/Project Management	\$91,722	\$157,200	\$4,778	\$11,000	\$0	\$0	\$16,194	\$45,000	\$17,067	\$76,000	\$42,516	\$94,000	\$24,596	\$100,000	\$33,085	\$109,000	\$32,218	\$111,000	\$36,184	\$114,000	\$25,948	\$128,000	\$324,308	\$945,200
E - Trustee Fees	\$25,685	\$26,000	\$65,283	\$80,000	\$17,687	\$65,000	\$4,479	\$20,000	\$325	\$35,000	\$6,840	\$35,000	\$3,835	\$36,000	\$2,736	\$37,000	\$2,520	\$37,000	\$828	\$17,000	\$420	\$17,000	\$130,636	\$405,000
F - Regulator Oversight Costs	\$0	\$40,000	\$11,662	\$48,000	\$13,041	\$30,000	\$3,402	\$30,000	\$7,185	\$40,000	\$6,219	\$40,000	\$7,977	\$40,000	\$0	\$40,000	\$1,919	\$40,000	\$2,365	\$40,000	\$8,413	\$40,000	\$62,184	\$428,000
G - Legal and Accounting Fees	\$1,342	\$15,000	\$0	\$10,000	\$188	\$10,000	\$0	\$10,000	\$1,928	\$10,000	\$9,960	\$10,000	\$8,523	\$22,000	\$11,804	\$23,000	\$13,788	\$24,000	\$13,184	\$32,000	\$10,110	\$34,000	\$70,824	\$200,000
<b>Total</b>	<b>\$337,690</b>	<b>\$3,198,700</b>	<b>\$4,845,565</b>	<b>\$5,953,900</b>	<b>\$126,653</b>	<b>\$369,200</b>	<b>\$128,675</b>	<b>\$355,500</b>	<b>\$95,794</b>	<b>\$662,400</b>	<b>\$185,906</b>	<b>\$927,000</b>	<b>\$118,851</b>	<b>\$847,900</b>	<b>\$497,559</b>	<b>\$920,400</b>	<b>\$158,595</b>	<b>\$853,400</b>	<b>\$177,895</b>	<b>\$863,000</b>	<b>\$193,440</b>	<b>\$894,500</b>	<b>\$6,866,622</b>	<b>\$15,845,900</b>

<sup>1</sup>Net Trust Assets, End of Year for 2011 = Initial and Anadarko Funding (Distributions) + Net Investment and Other Income (Loss) - Total Actual Costs. Net Trust Assets, End of Year for 2012 through 2021 = prior year Net Trust Assets, End of Year + Initial and Anadarko Funding (Distributions) + Net Investment and Other Income (Loss) - Total Actual Costs.  
<sup>2</sup>Total Approved Budget is presented for informational purposes only.